


4.2.3.6

**JAIPURIA INSTITUTE OF MANAGEMENT, NOIDA
FIXED ASSETS SCHEDULE AS AT 31ST MARCH 2017 (ANNEXURE -A)**

Particulars	Dep. Rate %	Gross block				Depreciation				Net Block		
		As At 01/04/2016	Additions		Deductions/ Transfer	As At 31/03/2017	Upto 31/03/2016	For the year	Deductions/ Transfer	Upto 31/03/2017	As At 31/03/2017	As At 31/03/2016
			More than 180 Days	Less than 180 Days								
Land	0%	26,104,342	-	-	-	26,104,342	-	-	-	-	26,104,342	26,104,342
Building	10%	144,963,490	-	-	-	144,963,490	90,573,734	5,438,976	-	96,012,710	48,950,780	54,389,756
Furniture & Fixtures	10%	19,845,723	1,179,384	334,262	257,232	21,102,137	11,549,945	957,236	187,294	12,319,887	8,782,250	8,295,778
Electrical Installation	10%	16,244,676	-	-	-	16,244,676	9,717,707	652,697	-	10,370,404	5,874,272	6,526,969
Tube Well	10%	854,218	-	-	-	854,218	431,875	42,234	-	474,109	380,109	422,343
Office Equipments	15%	8,405,854	181,753	49,862	-	8,637,469	4,232,615	656,988	-	4,889,603	3,747,866	4,173,239
Water Cooler/Refrigerator/ AC	15%	11,315,153	529,027	-	-	11,844,180	6,790,402	758,067	-	7,548,469	4,295,711	4,524,751
Vehicle	15%	1,291,302	-	-	-	1,291,302	668,051	93,488	-	761,539	529,763	623,251
Generating Set	15%	2,340,530	-	-	-	2,340,530	1,986,036	53,174	-	2,039,210	301,320	354,494
Library Books	15%	5,875,241	81,618	546,802	19,373	6,484,288	3,183,616	455,014	6,156	3,632,474	2,851,814	2,691,625
Miscellaneous Fixed Assets	15%	7,293,981	302,564	52,204	668,919	6,979,830	4,124,359	503,629	528,157	4,099,831	2,879,999	3,169,622
Computers	60%	21,596,747	1,100,118	-	28,000	22,668,865	19,395,280	1,979,876	26,208	21,348,948	1,319,917	2,201,467
Total (Rs.)		266,131,257	3,374,464	983,130	973,524	269,515,327	152,653,620	11,591,379	747,815	163,497,184	106,018,143	113,477,637
CWIP		-	-	-	-	-	-	-	-	-	-	-
Total (Rs)		266,131,257	3,374,464	983,130	973,524	269,515,327	152,653,620	11,591,379	747,815	163,497,184	106,018,143	113,477,637



[Handwritten signature]



JAIPURIA INSTITUTE OF MANAGEMENT, NOIDA
INCOME & EXPENDITURE ACCOUNT FOR THE YEAR ENDED 31ST MARCH 2017

Previous Year 2015-16	EXPENDITURE	Current Year 2016-17	Previous Year 2015-16	INCOME	Current Year 2016-17
68,373,536	To Salary, allowances & other benefits	76,419,439	190,555,875	By Academic Fees	226,257,748
2,337,544	To Staff Welfare Expenses	2,972,719	689,000	By Application Fees	952,831
4,731,472	To Academic Expenses	2,872,194	372,381	By Interest income	298,960
6,355,062	To Student Welfare Expenses	5,870,293	-	By Return on Investment	-
6,070,483	To Rent & Rates Expenses	6,505,473	5,516,423	By Miscallenus Income	3,791,101
2,721,275	To Postage & Telephone Expenses	3,174,237	7,844,198	By MDP Income	7,234,527
178,071	To Travelling & Conveyance Expenses	235,621	1,290,500	By PHD Income	896,250
2,165,115	To Computer Lab Expenses	2,809,349			
1,352,798	To Newspaper & Periodicals Expenses	1,385,900			
771,532	To Printing & Stationery Expenses	1,016,698			
3,247,857	To Advertisement Expenses	3,809,698			
18,765,207	To Admission Expenses	19,300,777			
11,217,307	To Placement Expenses	13,419,587			
106,442	To PHD Expenses	132,862			
238,341	To Audit Fees	120,750			
10,313,419	To Development Expenses	23,943,200			
8,626,689	To Legal & Professional Expenses	8,389,088			
10,784,140	To MDP Expenses	8,259,846			
9,443,699	To Electricity & DG Set Expenses	10,092,213			
-	To Interest on Loan	-			
5,146,241	To Miscellaneous Expenses	6,023,559			
6,455,301	To Repair & Maintenance Expenses	7,262,372			
259,164	To Vehicles Running Expenses	179,832			
130,991	To Business Promotion Expenses	166,163			
189,350	To Insurance Expenses	207,172			
150,168	To Loss on disposal of Assets	133,509			
523,749	To Provision for Leave Encashment	1,015,253			
1,732,881	To Provision for Gratuity	2,325,520			
13,257,738	To Depreciation	11,591,379			
10,622,805	To Excess of Income over Expenditure Transferred To General Fund	19,796,714			
206,268,377	Total (Rs.)	239,431,417	206,268,377	Total (Rs.)	239,431,417

SIGNED FOR IDENTIFICATION

For B Chhawchharia & Co.
 Firm Registration No: 3051230
 Chartered Accountant

Sushil-Kumar Chhawchharia
 Partner
 Membership No.- 008482
 Place: New Delhi
 Date: August 28, 2017



[Signature]
 PRESIDENT

[Signature]
 DIRECTOR

[Signature]
 SECRETARY




JAIPURIA INSTITUTE OF MANAGEMENT, NOIDA
FIXED ASSETS SCHEDULE AS AT 31ST MARCH 2018 (ANNEXURE -A)

Particulars	Dep. Rate %	Gross block				Depreciation				Net Block		
		As At 01/04/2017	Additions		Deductions/ Transfer	As At 31/03/2018	Upto 01/04/2017	For the year	Deductions/ Transfer	Upto 31/03/2018	As At 31/03/2018	As At 31/03/2017
			More than 180 Days	Less than 180 Days								
Land	0%	26,104,342	-	-	-	26,104,342	-	-	-	-	26,104,342	26,104,342
Building	10%	144,963,490	192,904	-	-	145,156,394	96,012,710	4,914,368	-	100,927,078	44,229,316	48,950,780
Furniture & Fixtures	10%	21,102,137	808,628	344,399	-	22,255,164	12,319,887	976,308	-	13,296,195	8,958,969	8,782,250
Electrical Installation	10%	16,244,676	230,983	-	-	16,475,659	10,370,404	610,526	-	10,980,930	5,494,729	5,874,272
Tube Well	10%	854,218	252,664	-	-	1,106,882	474,109	63,277	-	537,386	569,496	380,109
Office Equipments	15%	8,637,469	330,765	412,274	135,200	9,245,308	4,889,603	638,018	103,885	5,423,736	3,821,572	3,747,366
Water Cooler/Refrigerator/ AC	15%	11,844,180	1,675,176	-	94,870	13,424,486	7,548,469	894,281	85,857	8,356,893	5,067,593	4,295,711
Vehicle	15%	1,291,302	-	-	-	1,291,302	761,539	79,464	-	841,003	450,299	529,763
Generating Set	15%	2,340,530	-	-	-	2,340,530	2,039,210	45,198	-	2,084,408	256,122	301,320
Library Books	15%	6,484,288	177,646	617,492	-	7,279,426	3,632,474	500,731	-	4,133,205	3,146,221	2,851,314
Miscellaneous Fixed Assets	15%	6,979,830	371,540	97,861	-	7,449,231	4,099,831	495,070	-	4,594,901	2,854,330	2,879,999
Computers	40%	22,668,865	421,429	12,000	2,784,736	20,317,558	21,348,948	698,621	2,783,942	19,263,627	1,053,931	1,319,917
Total (Rs.)		269,515,327	4,461,735	1,484,026	3,014,806	272,446,282	163,497,184	9,915,862	2,973,684	170,439,362	102,006,920	106,018,143
CWIP		-	-	145,000	-	145,000	-	-	-	-	145,000	-
Total (Rs)		269,515,327	4,461,735	1,629,026	3,014,806	272,591,282	163,497,184	9,915,862	2,973,684	170,439,362	102,151,920	106,018,143



(Handwritten Signature)



JAIPURIA INSTITUTE OF MANAGEMENT, NOIDA
INCOME & EXPENDITURE ACCOUNT FOR THE YEAR ENDED 31ST MARCH 2018

Previous Year 2016-17	EXPENDITURE	Current Year 2017-18	Previous Year 2016-17	INCOME	Current Year 2017-18
76,419,439	To Salary, allowances & other benefits	82,612,585	226,257,748	By Academic Fees	250,018,987
2,972,719	To Staff Welfare Expenses	4,678,683	952,831	By Application Fees	2,057,570
2,872,194	To Academic Expenses	3,812,349	298,960	By Interest income	429,875
5,870,293	To Student Welfare Expenses	7,754,629	-	By Return on Investment	-
6,505,473	To Rent & Rates Expenses	6,939,337	3,791,101	By Miscallenous Income	6,383,839
3,174,237	To Postage & Telephone Expenses	3,080,169	-	By Profit on Sale of Assets	11,770
235,621	To Travelling & Conveyance Expenses	310,698	7,234,527	By MDP Income	5,806,571
2,809,349	To Computer Lab Expenses	3,665,451	896,250	By PHD Income	206,250
1,385,900	To Newspaper & Periodicals Expenses	1,557,642			
1,016,698	To Printing & Stationery Expenses	940,542			
3,809,698	To Advertisement Expenses	7,149,410			
19,300,777	To Admission Expenses	21,430,925			
13,419,587	To Placement Expenses	13,824,982			
132,862	To PHD Expenses	268,432			
120,750	To Audit Fees	123,900			
23,943,200	To Development Expenses	26,490,758			
8,389,088	To Legal & Professional Expenses	8,604,033			
8,259,846	To MDP Expenses	940,989			
10,092,213	To Electricity & DG Set Expenses	11,738,608			
-	To Interest on Loan	-			
6,023,559	To Miscellaneous Expenses	7,582,288			
7,262,372	To Repair & Maintenance Expenses	8,271,282			
179,832	To Vehicles Running Expenses	220,597			
166,163	To Business Promotion Expenses	116,985			
207,172	To Insurance Expenses	231,527			
133,509	To Loss on disposal of Assets	31,392			
1,015,253	To Provision for Leave Encashment	413,831			
2,325,520	To Provision for Gratuity	1,750,993			
11,591,379	To Depreciation	9,915,862			
-	To Excess of Income over Expenditure	-			
19,796,714	Transferred To General Fund	30,455,983			
239,431,417	Total (Rs.)	264,914,862	239,431,417	Total (Rs.)	264,914,862

SIGNED FOR IDENTIFICATION


For B Chhawchharia & Co.
 Firm Registration No: 305123E
 Chartered Accountants

Sushil Kumar Chhawchharia
 Sushil Kumar Chhawchharia
 Partner
 Membership No.- 008482
 Place: Kolkata
 Date: August 28, 2018




Sushil Kumar Chhawchharia
 PRESIDENT

Dr. D.N. Pandey
 DIRECTOR



JAIPURIA INSTITUTE OF MANAGEMENT, NOIDA
FIXED ASSETS SCHEDULE AS AT 31ST MARCH 2019 (ANNEXURE -A)

Particulars	Dep. Rate %	Gross block					Depreciation				Net Block	
		As At 01/04/2018	Additions		Deductions/ Transfer	As At 31/03/2019	Upto 31/03/2018	For the year	Deductions/ Transfer	Upto 31/03/2019	As At 31/03/2019	As At 31/03/2018
			More than 180 Days	Less than 180 Days								
Land	0%	26,104,342	-	-	-	26,104,342	-	-	-	-	26,104,342	26,104,342
Building	10%	145,156,394	706,230			145,862,624	100,927,078	4,493,555	-	105,420,633	40,441,991	44,229,316
Furniture & Fixtures	10%	22,255,164	688,845	153,889		23,097,898	13,296,195	972,476		14,268,671	8,829,227	8,958,969
Electrical Installation	10%	16,475,659		283,200	30,557	16,728,302	10,980,930	562,782	22,045	11,521,667	5,206,635	5,494,729
Tube Well	10%	1,106,882				1,106,882	537,386	56,950	-	594,336	512,546	569,496
Office Equipments	15%	9,245,308	356,034			9,601,342	5,423,736	626,641		6,050,377	3,550,965	3,821,572
Water Cooler/Refrigerator/ AC	15%	13,424,486	503,597	31,140	157,216	13,802,007	8,356,893	831,158	111,509	9,076,542	4,725,465	5,067,593
Vehicle	15%	1,291,302	3,632,071			4,923,373	841,003	612,356		1,453,359	3,470,014	450,299
Generator	15%	2,340,530				2,340,530	2,084,408	38,418		2,122,826	217,704	256,122
Library Books	15%	7,279,426	67,301	659,574		8,006,301	4,133,205	531,496		4,664,701	3,341,600	3,146,221
Miscellaneous Fixed Assets	15%	7,449,231	2,609,625	749,347	213,750	10,594,453	4,594,901	869,721	173,264	5,291,358	5,303,095	2,854,330
Computers	40%	20,317,558	2,404,977	163,902	677,040	22,209,397	19,263,627	1,416,315	676,969	20,002,973	2,206,424	1,053,931
Sub Total (Rs.)		272,446,282	10,968,680	2,041,052	1,078,563	284,377,451	170,439,362	11,011,868	983,787	180,467,443	103,910,008	102,006,920
CWIP		145,000	1,309,001	1,065,374	2,519,375	-	-	-	-	-	-	145,000
Grand Total (Rs)		272,591,282	12,277,681	3,106,426	3,597,938	284,377,451	170,439,362	11,011,868	983,787	180,467,443	103,910,008	102,151,920


JAIPURIA INSTITUTE OF MANAGEMENT, NOIDA
INCOME & EXPENDITURE ACCOUNT FOR THE YEAR ENDED 31ST MARCH 2019

Previous Year 2017-18	EXPENDITURE	Current Year 2018-19	Previous Year 2017-18	INCOME	Current Year 2018-19
82,612,585	To Salary, allowances & other benefits	94,496,712	250,018,987	By Academic Fees	277,227,142
4,678,683	To Staff Welfare Expenses	4,095,288	2,057,570	By Application Fees	2,116,000
3,812,349	To Academic Expenses	5,074,817	429,875	By Interest Income	336,761
7,754,629	To Student Welfare Expenses	7,330,546	-	By Return on Investment	-
6,939,337	To Rent & Rates Expenses	7,073,827	6,383,839	By Miscellaneous Income	4,127,347
3,080,169	To Postage & Telephone Expenses	319,553	11,770	By Profit on Sale of Assets	-
310,698	To Travelling & Conveyance Expenses	616,611	5,806,571	By MDP Income	7,293,233
3,665,451	To Computer Lab Expenses	3,132,938	206,250	By PHD Income	(570,000)
1,557,642	To Newspaper & Periodicals Expenses	2,961,055			
940,542	To Printing & Stationery Expenses	833,567			
7,149,410	To Advertisement Expenses	6,159,654			
21,430,925	To Admission Expenses	23,889,783			
13,824,982	To Placement Expenses	14,559,099			
268,432	To PHD Expenses	90,964			
123,900	To Audit Fees	-			
26,490,758	To Development Expenses	29,053,048			
8,604,033	To Legal & Professional Expenses	9,848,530			
940,989	To MDP Expenses	4,811,291			
11,738,608	To Electricity & DG Set Expenses	11,797,181			
-	To Interest on Loan	-			
7,582,288	To Miscellaneous Expenses	9,437,878			
8,271,282	To Repair & Maintenance Expenses	6,863,512			
220,597	To Vehicles Running Expenses	316,724			
116,985	To Business Promotion Expenses	271,549			
231,527	To Insurance Expenses	341,930			
31,392	To Loss on disposal of Assets	94,775			
413,831	To Provision for Leave Encashment	745,244			
1,750,993	To Provision for Gratuity	2,097,887			
9,915,862	To Depreciation	11,011,868			
30,455,983	To Excess of Income over Expenditure	33,204,652			
264,914,862	Total (Rs.)	290,530,483	264,914,862	Total (Rs.)	290,530,483


SIGNED FOR IDENTIFICATION

For B Chhawchharia & Co.
 Firm Registration No: 305123E
 Chartered Accountant

Sushil Kumar Chhawchharia
 Partner
 Membership No.- 008482
 Place: New Delhi
 Date: August 19, 2019



[Signature]
 PRESIDENT



[Signature]
 SECRETARY


JAIPURIA INSTITUTE OF MANAGEMENT, NOIDA
FIXED ASSETS SCHEDULE AS AT 2019-2020 (ANNEXURE -A)

Particulars	Dep. Rate %	Gross Block					Depreciation				Net Block	
		As At 01/04/2019	Additions		Deductions/ Transfer	As At 31/03/2020	Upto 31/03/2019	For the year	Deductions/ Transfer	Upto 31/03/2020	As At 31/03/2020	As At 31/03/2019
			More than 180 Days	Less than 180 Days								
Land	0%	26,104,342	-	-	-	26,104,342	-	-	-	-	26,104,342	26,104,342
Building	10%	145,862,624	-	-	-	145,862,624	105,420,633	4,044,199	-	109,464,832	36,397,792	40,441,991
Furniture & Fixtures	10%	23,097,898	184,316	90,594	-	23,372,808	14,268,671	905,884	-	15,174,555	8,198,253	8,829,227
Electrical Installation	10%	16,728,302	438,538	-	-	17,166,840	11,521,667	564,517	-	12,086,184	5,080,656	5,206,635
Tube Well	10%	1,106,882	-	-	-	1,106,882	594,336	51,255	-	645,591	461,291	512,546
Office Equipments	15%	9,601,342	7,036	45,199	-	9,653,577	6,050,377	537,090	-	6,587,467	3,066,110	3,550,965
Water Cooler/Refrigerator/ AC	15%	13,802,007	310,140	436,849	-	14,548,996	9,076,542	788,104	-	9,864,646	4,684,350	4,725,465
Vehicle	15%	4,923,373	1,078,826	399,424	1,291,122	5,110,501	1,453,359	658,778	934,422	1,177,715	3,932,786	3,470,014
Generating Set	15%	2,340,530	-	-	-	2,340,530	2,122,826	32,656	-	2,155,482	185,048	217,704
Library Books	15%	8,006,301	233,193	732,380	-	8,971,874	4,664,701	591,147	-	5,255,848	3,716,026	3,341,600
Miscellaneous Fixed Assets	15%	10,594,453	858,229	525,742	-	11,978,424	5,291,358	963,629	-	6,254,987	5,723,437	5,303,095
Computers	40%	22,209,397	5,812,009	103,680	1,605,658	26,519,428	20,002,973	3,219,133	1,583,218	21,638,888	4,880,540	2,206,424
Total (Rs.)		284,377,451	8,922,287	2,333,868	2,896,780	292,736,826	180,467,443	12,356,392	2,517,640	190,306,195	102,430,631	103,910,008
CWIP		-	-	1,003,000	-	1,003,000	-	-	-	-	1,003,000	-
Total (Rs)		284,377,451	8,922,287	3,336,868	2,896,780	293,739,826	180,467,443	12,356,392	2,517,640	190,306,195	103,433,631	103,910,008



[Handwritten signature]

[Handwritten signature]



JAIPURIA INSTITUTE OF MANAGEMENT, NOIDA
INCOME & EXPENDITURE ACCOUNT FOR THE YEAR ENDED 31ST MARCH 2020

Previous Year 2018-19	EXPENDITURE	Current Year 2019-20	Previous Year 2018-19	INCOME	Current Year 2019-20
94,496,712	To Salary, allowances & other benefits	111,124,979	277,227,142	By Academic Fees	326,314,737
3,592,138	To Staff Welfare Expenses	6,375,446	2,116,000	By Application Fees	1,654,905
5,074,817	To Academic Expenses	6,914,839	336,761	By Interest Income	351,887
7,330,546	To Student Welfare Expenses	9,224,457	-	By Return on Investment	-
7,073,827	To Rent & Rates Expenses	8,656,059	4,127,347	By Miscellaneous Income	3,961,482
319,553	To Postage & Telephone Expenses	312,327	-	By Profit on Sale of Assets	310,000
616,611	To Travelling & Conveyance Expenses	379,374	7,293,233	By MDP Income	7,206,526
3,132,938	To Computer Lab Expenses	1,821,776	(570,000)	By PHD Income	-
2,961,055	To Newspaper & Periodicals Expenses	3,520,540			
833,567	To Printing & Stationery Expenses	867,181			
6,159,654	To Advertisement Expenses	6,043,973			
23,889,783	To Admission Expenses	27,416,049			
14,559,099	To Placement Expenses	15,649,614			
90,964	To PHD Expenses	104,262			
-	To Audit Fees	212,400			
29,053,048	To Development Expenses	-			
9,848,530	To Legal & Professional Expenses	10,391,970			
4,811,291	To MDP Expenses	5,678,669			
11,797,181	To Electricity & DG Set Expenses	16,899,550			
-	To Interest on Loan	-			
9,437,878	To Miscellaneous Expenses	11,043,086			
6,863,512	To Repair & Maintenance Expenses	7,615,404			
316,724	To Vehicles Running Expenses	936,282			
271,549	To Business Promotion Expenses	221,790			
845,080	To Insurance Expenses	980,824			
94,775	To Loss on disposal of Assets	379,140			
745,244	To Provision for Leave Encashment	1,581,473			
2,097,887	To Provision for Gratuity	1,268,452			
11,011,868	To Depreciation	12,356,392			
33,204,652	To Excess of Income over Expenditure	71,823,229			
290,530,483	Total (Rs.)	339,799,537	290,530,483	Total (Rs.)	339,799,537

SIGNED FOR IDENTIFICATION


For B Chhawchharia & Co.
 Firm Registration No: 305625E
 Chartered Accountant

Sushil Kumar Chhawchharia
 Partner
 Membership No.- 008482
 Place: New Delhi
 Date: December 2, 2020



PRESIDENT


DIRECTOR



SECRETARY

JAIPURIA INSTITUTE OF MANAGEMENT, NOIDA
FIXED ASSETS SCHEDULE AS AT 31ST MARCH 2021 (ANNEXURE -A)

Particulars	Dep. Rate %	Gross block					Depreciation				Net Block	
		As At 01/04/2020	Additions		Deductions/ Transfer	As At 31/03/2021	Upto 31/03/2020	For the year	Deductions/ Transfer	Upto 31/03/2021	As At 31/03/2021	As At 31/03/2020
			More than 180 Days	Less than 180 Days								
Land	0%	2,61,04,342	-	-	-	2,61,04,342	-	-	-	-	2,61,04,342	2,61,04,342
Building	10%	14,58,62,624	-	-	-	14,58,62,624	10,94,64,832	36,39,779	-	11,31,04,611	3,27,58,013	3,63,97,792
Furniture & Fixtures	10%	2,33,72,808	-	24,780	-	2,33,97,588	1,51,74,555	8,21,064	-	1,59,95,619	74,01,969	81,98,253
Electrical Installation	10%	1,71,66,840	44,636	-	-	1,72,11,476	1,20,86,184	5,12,529	-	1,25,98,713	46,12,763	50,80,656
Tube Well	10%	11,06,882	-	-	-	11,06,882	6,45,591	46,129	-	6,91,720	4,15,162	4,61,291
Office Equipments	15%	96,53,577	-	-	-	96,53,577	65,87,467	4,59,917	-	70,47,384	26,06,193	30,66,110
Water Cooler/Refrigerator/ AC	15%	1,45,48,996	-	-	-	1,45,48,996	98,64,646	7,02,653	-	1,05,67,299	39,81,697	46,84,350
Vehicle	15%	51,10,501	-	-	-	51,10,501	11,77,715	5,89,918	-	17,67,633	33,42,868	39,32,786
Generating Set	15%	23,40,530	-	-	-	23,40,530	21,55,482	27,757	-	21,83,239	1,57,291	1,85,048
Library Books	15%	89,71,874	-	3,15,399	-	92,87,273	52,55,848	5,81,059	-	58,36,907	34,50,366	37,16,026
Miscellaneous Fixed Assets	15%	1,19,78,424	7,500	-	-	1,19,85,924	62,54,987	8,59,641	-	71,14,628	48,71,296	57,23,437
Computers	40%	2,65,19,428	91,474	12,41,488	-	2,78,52,390	2,16,38,888	22,37,103	-	2,38,75,991	39,76,399	48,80,540
Total (Rs.)		29,27,36,826	1,43,610	15,81,667	-	29,44,62,103	19,03,06,195	1,04,77,549	-	20,07,83,744	9,36,78,359	10,24,30,631
CWIP		10,03,000	3,86,214	2,36,000	-	16,25,214	-	-	-	-	16,25,214	10,03,000
Total (Rs)		29,37,39,826	5,29,824	18,17,667	-	29,60,87,317	19,03,06,195	1,04,77,549	-	20,07,83,744	9,53,03,573	10,34,33,631

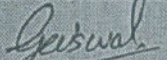


JAIPURIA INSTITUTE OF MANAGEMENT, NOIDA
INCOME & EXPENDITURE ACCOUNT FOR THE YEAR ENDED 31ST MARCH 2021

Previous Year 2019-20	EXPENDITURE	Current Year 2020-21	Previous Year 2019-20	INCOME	Current Year 2020-21
11,11,24,979	To Salary, allowances & other benefits	10,73,43,741	32,63,14,737	By Academic Fees	33,36,18,186
63,75,446	To Staff Welfare Expenses	31,27,896	16,54,905	By Application Fees	8,43,717
69,14,839	To Academic Expenses	32,85,787	3,51,887	By Interest Income	2,64,392
92,24,457	To Student Welfare Expenses	60,71,521	-	By Return on Investment	-
86,56,059	To Rent & Rates Expenses	67,90,259	39,61,482	By Miscellaneous Income	38,55,315
3,12,327	To Postage & Telephone Expenses	3,41,224	3,10,000	By Profit on sale of sssets	-
3,79,374	To Travelling & Conveyance Expenses	1,19,320	72,06,526	By MDP Income	3,13,492
18,21,776	To Computer Lab Expenses	19,38,364	-	By FPM Income	5,99,648
35,20,540	To Newspaper & Periodicals Expenses	43,28,683			
8,67,181	To Printing & Stationery Expenses	2,30,032			
60,43,973	To Advertisement Expenses	45,13,664			
2,74,16,049	To Admission Expenses	2,88,85,150			
1,56,49,614	To Placement Expenses	1,53,78,428			
1,04,262	To FPM Expenses	2,06,080			
2,12,400	To Audit Fees	-			
-	To Development Expenses	-			
1,03,91,970	To Legal & Professional Expenses	1,01,38,275			
56,78,669	To MDP Expenses	3,19,663			
1,68,99,550	To Electricity & DG Set Expenses	91,40,310			
-	To Interest on Loan	-			
1,10,43,086	To Miscellaneous Expenses	82,16,298			
76,15,404	To Repair & Maintenance Expenses	42,92,139			
9,36,282	To Vehicles Running Expenses	6,99,714			
2,21,790	To Business Promotion Expenses	1,08,612			
9,80,824	To Insurance Expenses	10,13,400			
3,79,140	To Loss on disposal of assets	-			
15,81,473	To Provision for Leave Encashment	11,94,961			
12,68,452	To Provision for Gratuity	26,79,996			
1,23,56,392	To Depreciation	1,04,77,549			
7,18,23,229	To Excess of Income over Expenditure transferred to General Fund	10,86,53,684			
33,97,99,537	Total (Rs.)	33,94,94,750	33,97,99,537	Total (Rs.)	33,94,94,750

SIGNED FOR IDENTIFICATION


For B Chhawchharia & Co.
 Firm Registration No: 305123E
 Chartered Accountant


 Gaurav Kumar Jaiswal
 Partner
 Membership No.: 310588
 Place: New Delhi
 Date: September 20, 2021




 PRESIDENT


 DIRECTOR


 SECRETARY
