



4.4.1 Average percentage expenditure incurred on maintenance of physical facilities and academic support facilities excluding salary component during the last five years

Indirect Expenses

Group Summary

Particulars	1-Apr-16 to 31-Mar-17	1-Apr-17 to 31-Mar-18	1-Apr-18 to 31-Mar-19	1-Apr-19 to 31-Mar-20	1-Apr-20 to 31-Mar-21
	Amount	Amount	Amount	Amount	Amount
Advertisement Expenses	3,809,698	7,149,410	6,159,654	6,043,973	4,513,664
Electricity & Generator	10,092,213	11,738,608	11,797,181	16,899,660	9,140,310
Legal & Professional Charges	8,389,088	8,604,033	9,848,530	10,391,970	10,138,275
MDP Expenses	8,259,846	940,909	4,811,291	5,678,669	319,663
Miscellaneous Expenses	6,023,559	7,582,208	9,437,878	11,043,086	8,216,298
News Papers & Periodicals	1,385,900	1,557,642	2,961,055	3,520,540	4,328,683
Printing & Stationery	1,016,698	940,542	833,567	867,181	230,032
Repair & Maintenance	7,262,372	8,271,282	6,863,512	7,615,404	4,292,139
Staff Welfare & Entertainment	2,972,719	4,678,683	4,095,288	6,375,446	3,127,896
Travelling & Conveyance	235,621	310,698	616,611	379,374	119,320
Academic Expenses	2,872,194	3,812,349	5,074,817	6,914,839	3,285,787
Admission Expenses	19,300,777	21,430,925	23,889,783	27,416,049	28,885,150
Audit Fee	120,750	123,900	-	212,400	-
Business Promotions Expenses	166,163	116,985	271,549	221,790	108,612
Computer Lab Expenses	2,809,349	3,665,451	3,132,938	1,821,776	1,938,364
Depreciation	11,591,379	9,915,862	11,011,868	12,356,392	10,477,549
Development Expenses	23,943,200	26,490,758	29,053,048	-	-
Insurance Expenses	207,172	231,527	341,930	980,824	1,013,400
PHD/FPM Exp	132,862	268,432	90,964	104,262	206,080
Placement Expenses	13,419,587	13,824,982	14,559,099	15,649,614	15,378,428
Postage & Telephone Expenses	3,174,237	3,080,169	319,553	312,327	341,224
Rent	6,505,473	6,939,337	7,073,827	8,656,059	6,790,259
Student Welfare Expenses	5,870,293	7,754,629	7,330,546	9,224,457	8,071,521
Vehicle Running Expenses	179,832	220,597	316,724	936,282	699,714
Fixed Assets Written Off	9,488	-	-	-	-
Loss on Sale/discard of Assets	124,021	31,392	94,775	379,140	-
Grand Total Without Salary	139,874,491	149,681,471	159,985,987	154,001,404	119,622,368
Salary, Allowances & Other Benefits	76,419,439	82,612,585	94,496,712	111,124,979	107,343,741
Provision for Leave Encashment	1,015,253	413,831	745,244	1,581,473	1,194,961
Provision for Gratuity	2,325,520	1,750,993	2,097,887	1,268,452	2,679,996
Total of Salary	79,760,212	84,777,409	97,339,843	113,974,904	111,218,698
Income over Expenditure	19,796,714	30,455,983	33,204,652	71,823,229	108,653,684
Total of Expenditure	239,431,417	264,914,862	290,530,483	339,799,537	339,494,750

JAIPURIA INSTITUTE OF MANAGEMENT, NOIDA
INCOME & EXPENDITURE ACCOUNT FOR THE YEAR ENDED 31ST MARCH 2021

Previous Year 2019-20	EXPENDITURE	Current Year 2020-21	Previous Year 2019-20	INCOME	Current Year 2020-21
11,11,24,979	To Salary, allowances & other benefits	10,73,33,741	32,63,14,737	By Academic Fees	33,36,18,186
63,75,446	To Staff Welfare Expenses	31,27,896	16,54,905	By Application Fees	8,43,717
69,14,839	To Academic Expenses	32,85,787	3,51,887	By Interest Income	2,64,392
92,24,457	To Student Welfare Expenses	60,71,521	-	By Return on Investment	-
86,56,059	To Rent & Rates Expenses	67,90,259	39,61,482	By Miscellaneous Income	38,55,315
3,12,327	To Postage & Telephone Expenses	3,41,224	3,10,000	By Profit on sale of sssets	-
3,79,374	To Travelling & Conveyance Expenses	1,19,320	72,06,526	By MDP Income	3,13,492
18,21,776	To Computer Lab Expenses	19,38,364	-	By FPM Income	5,99,648
35,20,540	To Newspaper & Periodicals Expenses	43,28,683	-		
8,67,181	To Printing & Stationery Expenses	2,30,032			
60,43,973	To Advertisement Expenses	45,13,664			
2,74,16,049	To Admission Expenses	2,88,85,150			
1,56,49,614	To Placement Expenses	1,53,78,428			
1,04,262	To FPM Expenses	2,06,080			
2,12,400	To Audit Fees	-			
-	To Development Expenses	-			
1,03,91,970	To Legal & Professional Expenses	1,01,38,275			
56,78,669	To MDP Expenses	3,19,663			
1,68,99,550	To Electricity & DG Set Expenses	91,40,310			
-	To Interest on Loan	-			
1,10,43,086	To Miscellaneous Expenses	82,16,298			
76,15,404	To Repair & Maintenance Expenses	42,92,139			
9,36,282	To Vehucles Running Expenses	6,99,714			
2,21,790	To Business Promotion Expenses	1,08,612			
9,80,824	To Insurance Expenses	10,13,400			
3,79,140	To Loss on disposal of assets	-			
15,81,473	To Provision for Leave Encashment	11,94,961			
12,68,452	To Provision for Gratuity	26,79,996			
1,23,56,392	To Depreciation	1,04,77,544			
7,18,23,229	To Excess of Income over Expenditure transferred to General Fund	10,86,32,684			
33,97,99,537	Total (Rs.)	33,94,94,750	33,97,99,537	Total (Rs.)	33,94,94,750

SIGNED FOR IDENTIFICATION \otimes Expenditure on maintenance on Physical & Academic support
 = 339494750 - 111218698 (Salary, leave encashment, Gratuity &
 - Profit (108653684)

For B Chhawchharia & Co.
 Firm Registration No: 305123E
 Chartered Accountant

Gaurav Kumar Jaiswal
 Gaurav Kumar Jaiswal
 Partner
 Membership No.: 310588
 Place: New Delhi
 Date: September 20, 2021



[Signature]
 PRESIDENT

[Signature]
 DIRECTOR

[Signature]
 SECRETARY

1196223684



JAIPURIA INSTITUTE OF MANAGEMENT, NOIDA
INCOME & EXPENDITURE ACCOUNT FOR THE YEAR ENDED 31ST MARCH 2020


Previous Year 2018-19	EXPENDITURE	Current Year 2019-20	Previous Year 2018-19	INCOME	Current Year 2019-20
94,496,712	To Salary, allowances & other benefits	111,124,979	277,227,142	By Academic Fees	326,314,737
5,592,138	To Staff Welfare Expenses	6,375,446	2,116,000	By Application Fees	1,654,905
5,074,817	To Academic Expenses	6,914,839	336,761	By Interest Income	351,887
7,330,546	To Student Welfare Expenses	9,224,457	-	By Return on Investment	-
7,073,827	To Rent & Rates Expenses	8,656,059	4,127,347	By Miscellaneous Income	3,961,482
319,553	To Postage & Telephone Expenses	312,327	-	By Profit on Sale of Assets	310,000
616,611	To Travelling & Conveyance Expenses	379,374	7,293,233	By MDP Income	7,206,526
3,132,938	To Computer Lab Expenses	1,821,776	(570,000)	By PHD Income	-
2,961,055	To Newspaper & Periodicals Expenses	3,520,540			
833,567	To Printing & Stationery Expenses	867,181			
6,159,654	To Advertisement Expenses	6,043,973			
23,889,783	To Admission Expenses	27,416,049			
14,559,099	To Placement Expenses	15,649,614			
90,964	To PHD Expenses	104,262			
-	To Audit Fees	212,400			
29,053,048	To Development Expenses	-			
9,848,530	To Legal & Professional Expenses	10,391,970			
4,811,291	To MDP Expenses	5,678,669			
11,797,181	To Electricity & DG Set Expenses	16,899,550			
-	To Interest on Loan	-			
9,437,878	To Miscellaneous Expenses	11,043,086			
6,863,512	To Repair & Maintenance Expenses	7,615,404			
316,724	To Vehicles Running Expenses	936,282			
271,549	To Business Promotion Expenses	221,790			
845,080	To Insurance Expenses	980,824			
94,775	To Loss on disposal of Assets	379,140			
745,244	To Provision for Leave Encumbrment	1,581,473			
2,097,887	To Provision for Gratuity	1,268,352			
11,011,868	To Depreciation	12,356,392			
33,204,652	To Excess of Income over Expenditure	71,823,229			
290,530,483	Total (Rs.)	339,799,537	290,530,483	Total (Rs.)	339,799,537

SIGNED FOR IDENTIFICATION \otimes Expenditure on maintenance on Physical & Academic support
 = 339,799,537 - 113,974,904 (Salary, leave Encumbrment, Gratuity highlighted)
 - 71,823,229 (Profit) = 154,001,404

For B Chhawchharia & Co.
 Firm Registration No: 3057531
 Chartered Accountants

(Signature)
 Nishu Kumar Chhawchharia
 Partner
 Membership No. 008482
 Place: New Delhi
 Date: December 2, 2020

(Signature) PRESIDENT
(Signature) DIRECTOR
(Signature) SECRETARY




JAIPURIA INSTITUTE OF MANAGEMENT, NOIDA
INCOME & EXPENDITURE ACCOUNT FOR THE YEAR ENDED 31ST MARCH 2019


Previous Year 2017-18	EXPENDITURE	Current Year 2018-19	Previous Year 2017-18	INCOME	Current Year 2018-19
82,612,585	To Salary, allowances & other benefits	94,496,712	250,018,987	By Academic Fees	277,227,142
4,678,683	To Staff Welfare Expenses	4,095,288	2,057,570	By Application Fees	2,116,000
3,812,349	To Academic Expenses	5,074,817	429,875	By Interest Income	336,761
7,754,629	To Student Welfare Expenses	7,330,546	-	By Return on Investment	-
6,939,337	To Rent & Rates Expenses	7,073,827	6,383,839	By Miscellaneous Income	4,127,347
3,080,169	To Postage & Telephone Expenses	319,553	11,770	By Profit on Sale of Assets	-
310,698	To Travelling & Conveyance Expenses	616,611	5,806,571	By MDP Income	7,293,233
3,665,451	To Computer Lab Expenses	3,132,938	206,250	By PHD Income	(570,000)
1,557,642	To Newspaper & Periodicals Expenses	2,961,055			
940,542	To Printing & Stationery Expenses	833,567			
7,149,410	To Advertisement Expenses	6,159,654			
21,430,925	To Admission Expenses	23,889,783			
13,824,982	To Placement Expenses	14,559,099			
268,432	To PHD Expenses	90,964			
123,900	To Audit Fees	-			
26,490,758	To Development Expenses	29,053,048			
8,604,033	To Legal & Professional Expenses	9,848,530			
940,989	To MDP Expenses	4,811,291			
11,738,608	To Electricity & DG Set Expenses	11,797,181			
-	To Interest on Loan	-			
7,582,288	To Miscellaneous Expenses	9,437,878			
8,271,282	To Repair & Maintenance Expenses	6,863,512			
220,597	To Vehicles Running Expenses	316,724			
116,985	To Business Promotion Expenses	271,549			
231,527	To Insurance Expenses	341,930			
31,392	To Loss on disposal of Assets	94,775			
413,831	To Provision for Leave Encashment	745,244			
1,750,993	To Provision for Gratuity	2,097,887			
9,915,862	To Depreciation	11,011,868			
30,455,983	To Excess of Income over Expenditure	33,204,652			
264,914,862	Total (Rs.)	290,530,483	264,914,862	Total (Rs.)	290,530,483


SIGNED FOR IDENTIFICATION \otimes Expenditure on maintenance on Physical and Academic support
 $= 290530483 - 97339843$ (Salary, leave Encashment, Gratuity - highlighted)
 $= 33204652$ (Profit) $= 159985987$ -


For B Chhawchharia & Co.
 Firm Registration No: 305123E
 Chartered Accountant

Sushil Kumar Chhawchharia
 Partner
 Membership No.- 008482
 Place: New Delhi
 Date: August 19, 2019



 PRESIDENT

 DIRECTOR

 SECRETARY

JAIPURIA INSTITUTE OF MANAGEMENT, NOIDA
INCOME & EXPENDITURE ACCOUNT FOR THE YEAR ENDED 31ST MARCH 2018

Previous Year 2016-17	EXPENDITURE	Current Year 2017-18	Previous Year 2016-17	INCOME	Current Year 2017-18
76,419,439	To Salary, allowances & other benefits	82,612,585	226,257,748	By Academic Fees	250,018,987
2,972,719	To Staff Welfare Expenses	4,678,683	952,831	By Application Fees	2,057,570
2,872,194	To Academic Expenses	3,812,349	298,960	By Interest income	429,875
5,870,293	To Student Welfare Expenses	7,754,629	-	By Return on Investment	-
6,505,473	To Rent & Rates Expenses	6,939,337	3,791,101	By Miscallenous Income	6,383,839
3,174,237	To Postage & Telephone Expenses	3,080,169	-	By Profit on Sale of Assets	11,770
235,621	To Travelling & Conveyance Expenses	310,698	7,234,527	By MDP Income	5,806,571
2,809,349	To Computer Lab Expenses	3,665,451	896,250	By PHD Income	206,250
1,385,900	To Newspaper & Periodicals Expenses	1,557,642			
1,016,698	To Printing & Stationery Expenses	940,542			
3,809,698	To Advertisement Expenses	7,149,410			
19,300,777	To Admission Expenses	21,430,925			
13,419,587	To Placement Expenses	13,824,982			
132,862	To PHD Expenses	268,432			
120,750	To Audit Fees	123,900			
23,943,200	To Development Expenses	26,490,758			
8,389,088	To Legal & Professional Expenses	8,604,033			
8,259,846	To MDP Expenses	940,989			
10,092,213	To Electricity & DG Set Expenses	11,738,608			
-	To Interest on Loan	-			
6,023,559	To Miscellaneous Expenses	7,582,288			
7,262,372	To Repair & Maintenance Expenses	8,271,282			
179,832	To Vehicles Running Expenses	220,597			
166,163	To Business Promotion Expenses	116,985			
207,172	To Insurance Expenses	231,527			
133,509	To Loss on disposal of Assets	31,392			
1,015,253	To Provision for Leave Encashment	413,831			
2,325,520	To Provision for Gratuity	1,750,993			
11,591,379	To Depreciation	9,915,862			
-	To Excess of Income over Expenditure	-			
19,796,714	Transferred To General Fund	30,455,983			
239,431,417	Total (Rs.)	264,914,862	239,431,417	Total (Rs.)	264,914,862

SIGNED FOR IDENTIFICATION

** Expenditure on Maintenance on Physical and Academic support.*

For B Chhawchharia & Co.
 Firm Registration No: 305423E
 Chartered Accountants

= 264914862 - 84777409 (Salary, leave Encashment, gratuity)
- 30455983 (Profit) = 149681471


Sushil Kumar Chhawchharia
 Partner
 Membership No.- 008482
 Place: Kolkata
 Date: August 28, 2018



PRESIDENT

DIRECTOR

SECRETARY



JAIPURIA INSTITUTE OF MANAGEMENT, NOIDA
INCOME & EXPENDITURE ACCOUNT FOR THE YEAR ENDED 31ST MARCH 2017

Previous Year 2015-16	EXPENDITURE	Current Year 2016-17	Previous Year 2015-16	INCOME	Current Year 2016-17
68,373,536	To Salary, allowances & other benefits	76,419,439	190,555,875	By Academic Fees	226,257,748
2,337,544	To Staff Welfare Expenses	2,972,719	689,000	By Application Fees	952,831
4,731,472	To Academic Expenses	2,872,194	372,381	By Interest income	298,960
6,355,062	To Student Welfare Expenses	5,870,293	-	By Return on Investment	-
6,070,483	To Rent & Rates Expenses	6,505,473	5,516,423	By Miscellaneous Income	3,791,101
2,721,275	To Postage & Telephone Expenses	3,174,237	7,844,198	By MDP Income	7,234,527
178,071	To Travelling & Conveyance Expenses	235,621	1,290,500	By PHD Income	896,250
2,165,115	To Computer Lab Expenses	2,809,349	-		
1,352,798	To Newspaper & Periodicals Expenses	1,385,900	-		
771,532	To Printing & Stationery Expenses	1,016,698	-		
3,247,857	To Advertisement Expenses	3,809,698	-		
18,765,207	To Admission Expenses	19,300,777	-		
11,217,307	To Placement Expenses	13,419,587	-		
106,442	To PHD Expenses	132,862	-		
238,341	To Audit Fees	120,750	-		
10,313,419	To Development Expenses	23,943,200	-		
8,626,689	To Legal & Professional Expenses	8,389,088	-		
10,784,140	To MDP Expenses	8,259,846	-		
9,443,699	To Electricity & DG Set Expenses	10,092,213	-		
-	To Interest on Loan	-	-		
5,146,241	To Miscellaneous Expenses	6,023,559	-		
6,455,301	To Repair & Maintenance Expenses	7,262,372	-		
259,164	To Vehicles Running Expenses	179,832	-		
130,991	To Business Promotion Expenses	166,163	-		
189,350	To Insurance Expenses	207,172	-		
150,168	To Loss on disposal of Assets	133,509	-		
523,749	To Provision for Leave Encashment	1,015,253	-		
1,732,881	To Provision for Gratuity	2,325,520	-		
13,257,738	To Depreciation	11,591,379	-		
10,622,805	To Excess of Income over Expenditure Transferred To General Fund	19,796,714	-		
206,268,377	Total (Rs.)	239,431,417	206,268,377	Total (Rs.)	239,431,417

SIGNED FOR IDENTIFICATION

For B Chakravartya & Co.
 Firm Registration No: 3051220
 Chartered Accountants

Sushil Kumar Chakravartya
 Partner
 Membership No.- 008482
 Place: New Delhi
 Date: August 28, 2017



[Signature]
 PRESIDENT

[Signature]
 DIRECTOR

[Signature]
 SECRETARY

[Signature]
 JAIPURIA INSTITUTE OF MANAGEMENT
 Dr. D.N. Pandey
 Director
 NOIDA

* Expenditure on maintenance on Physical & Academic support
 = 239431417 - 79760212 (Salary, Leave Encashment, Gratuity) - 19796714

= 139874491/-